












Raffino Disclaimer



- Not for use on any floor application under any circumstances
- Does not require sealing
- Install with a 1/16" grout joint as it is rectified
- No more than 1/3 offset per the TCNA recommendations
- Regular thinset does not need to be modified as it is a P4 body
- If using a high contrast grout, refer to the grout manufacturer's instructions regarding testing for staining. Note: this is a grout feature, not a tile failure, as manufacturer's ask for stain testing even on glass with some high performance grouts
- For interior use only, not frost proof due to the wall body



- When installing the ALTO style of the Raffino series, please look on the backside of the tile and install using the arrows indicated on the back of each piece. All arrows need to be pointed into the SAME direction when installing to line up correctly as indicated in the photos to the left.
- It does not matter which direction the arrow faces when installing, as long as each arrow is facing the same direction during application.

QUALITY CHARACTERISTICS	NORM	STANDARDS	RESULT
 Water absorption of the body	ISO 10545-3	ANSI/ISO - (%)	$10\% \leq E \leq 18\%$ - P4
 Breaking strength	ISO 10545-4	ANSI - (lbf) ISO - (N)	> 230 > 950
 Abrasion resistance	ISO 10545-7	ANSI/ISO	Class 0
 Frost resistance	ISO 10545-12	ANSI/ISO	Not Resistant
 Chemical resistance	ISO 10545-13	ANSI/ISO	Class B
 Thermal shock resistance	ISO 10545-5		
 Dynamic coefficient of friction	BOT 3000E	Not Applicable - Wall Tile Only	
 ShadeVariation	See Below	Slight Variation	V2



V1

Uniform appearance



V2

Slight Variation



V3

Moderate Variation



V4

Substantial Variation

FOR THE BEST PRODUCT LAYING RESULTS, MATERIAL FROM AT LEAST THREE BOXES SHOULD BE MIXED

